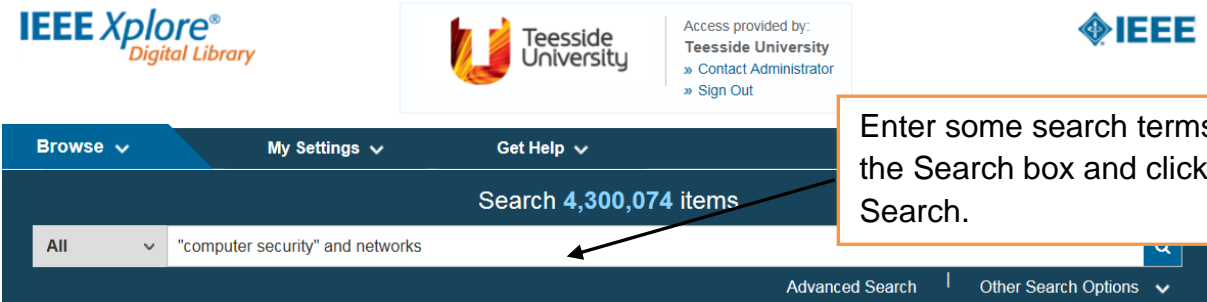


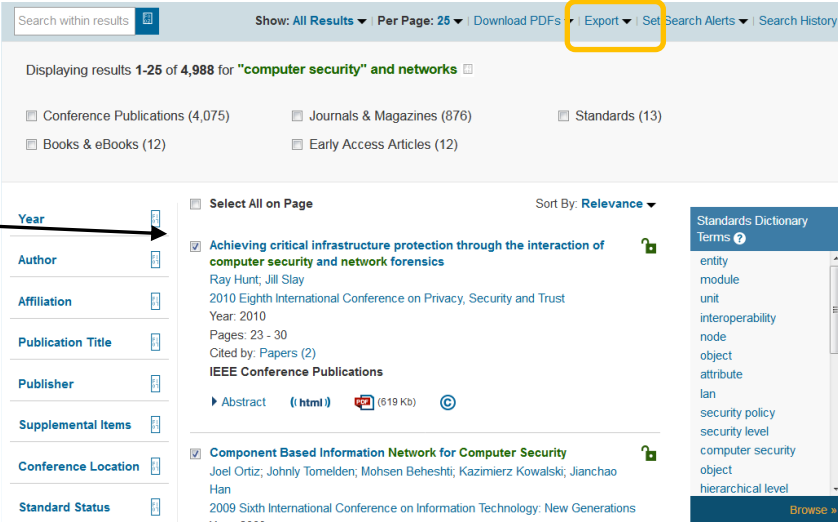
## Exporting from IEEE Xplore into RefWorks



The screenshot shows the IEEE Xplore Digital Library interface. At the top left is the IEEE Xplore logo. In the center is the Teesside University logo with the text "Access provided by: Teesside University" and links for "Contact Administrator" and "Sign Out". At the top right is the IEEE logo. Below the navigation bar, there is a search bar containing the text "computer security" and networks. A callout box with an orange border points to the search bar and contains the text: "Enter some search terms into the Search box and click on Search."

Select any items you want to export by clicking on the check-box next to item.

Then click on **Export** (above the list of results)



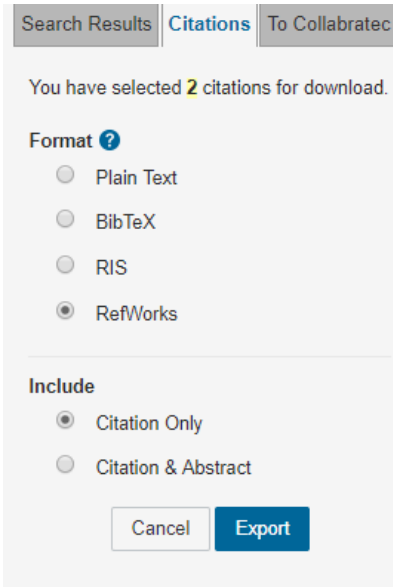
The screenshot shows the search results page for "computer security" and networks. It displays 1-25 of 4,988 results. There are filters for Conference Publications (4,075), Journals & Magazines (876), Standards (13), Books & eBooks (12), and Early Access Articles (12). A list of results is shown, with the first two items selected. The first item is "Achieving critical infrastructure protection through the interaction of computer security and network forensics" by Ray Hunt, Jill Slay, published in 2010. The second item is "Component Based Information Network for Computer Security" by Joel Ortiz, Johnly Tomelden, Mohsen Beheshti, Kazimierz Kowalski, Jianchao Han, published in 2009. A callout box with an orange border points to the check-box next to the first item. Above the list of results, there is an "Export" button highlighted with a yellow box.

A drop down box will appear.

Select the **Citations** tab and then select **RefWorks**

Select either **Citation only** or the **Citation & Abstract** option.

Then click on **Export**.



The screenshot shows the export options dialog box. It has tabs for "Search Results", "Citations", and "To Collaborate". The "Citations" tab is selected. The text says "You have selected 2 citations for download." Under the "Format" section, there are radio buttons for "Plain Text", "BibTeX", "RIS", and "RefWorks", with "RefWorks" selected. Under the "Include" section, there are radio buttons for "Citation Only" and "Citation & Abstract", with "Citation Only" selected. At the bottom, there are "Cancel" and "Export" buttons.

Choose the version of RefWorks (Legacy or New) that you want to export your references to.

Continue exporting to **RefWorks** ?

Yes, export to the newest version of RefWorks

 **RefWorks**

No, export to the legacy version of RefWorks

Your references will be directly imported into your RefWorks account.

Check to see if any editing is required.