

Exporting from OTseeker into RefWorks

1. Conduct your search

WELCOME to OTseeker

OTseeker is a database that contains abstracts of systematic reviews, randomised controlled trials and other resources relevant to occupational therapy interventions. Most trials have been critically appraised for their validity and interpretability. In one database, OTseeker provides fast and easy access to information from a wide range of sources to inform occupational therapy.

Using OTseeker

[Basic Search Help](#)

[Advanced Search Help](#)

Search the OTseeker Database:



Basic Search

For an individual reference - click on the **Export Reference** link for the item. Save this file and follow the procedure below:

<input type="checkbox"/> Sports and games for post-traumatic stress disorder (PTSD)	Systematic review
S. Lawrence, M. De Silva and R. Henley	
Cochrane Database of Systematic Reviews. 2010; (1): Art. No.: CD007171. DOI: 10.1002/14651858.CD007171.pub2..	
Export Reference	

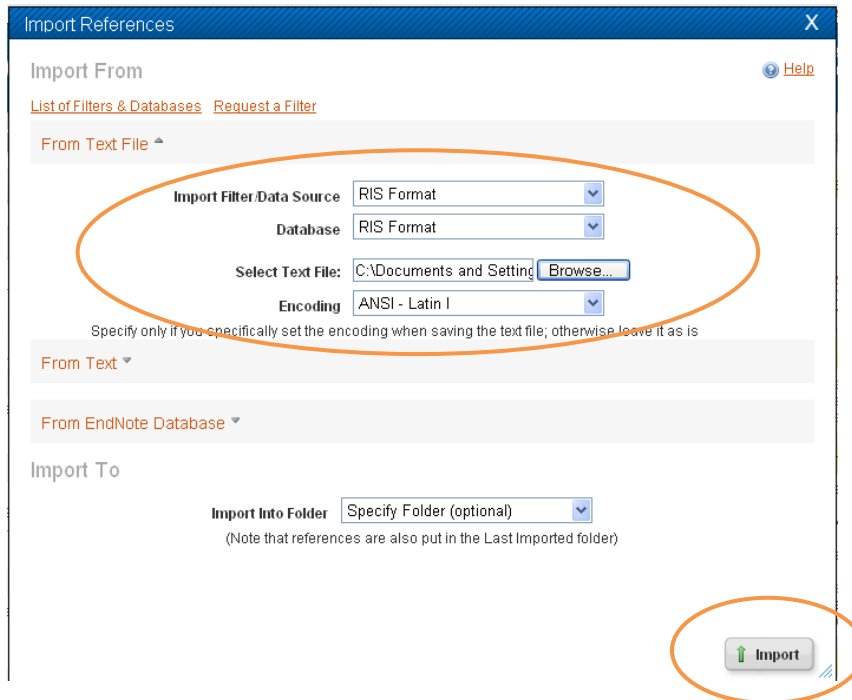
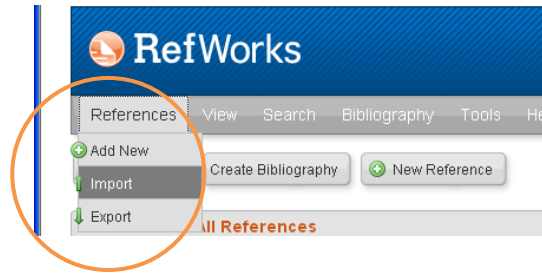
2. Save this file as a text file. (.txt).

3. Make a note of where you saved it.

4. Now return to the version of RefWorks (Legacy or New) you are using:

To RefWorks Legacy:

5. Select **References – Import**



1. For the Import Filter select **RIS Format**.
2. For the Database select **RIS Format**.
3. **Browse** for the file you have saved.
4. Then click on **Import**.

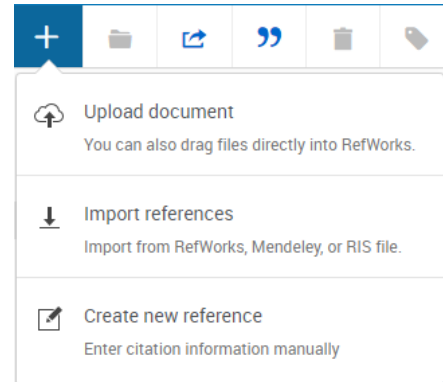
Your references should be now in the **Last Imported Folder**.

Word of warning:

You will need to check the details in the reference, some editing may be required.

To New RefWorks:

5. Select **Import references** from the + option on the toolbar



6. In the Import from a file section – click on **select a file from your computer**

7. Select the file from the computer. The system will recognise this as a RIS file

What is the format of this file?

You've selected **10352.txt** (0.95kb).

We think this file is **RIS Format**. If it's not, you can [search for the format](#).

This file will be imported as:

RIS Format

Selecting the correct database may give better results.

Cancel

1. Select **RIS Format** from the Database pull-down menu.
2. Then click on **import**

Your references should be now in the **Last Imported Folder**

Word of warning:

You will need to check the details in the reference, some editing may be required.